



MAZE LED LIGHT SYSTEM



- Specifically Engineered For:
 Jewellery Case Display, Store Display, Museum ETC.
 - Magnet mount Positive / Negative(+/-) free conduction
 - No wire Installation needed
 12V **POWER SUPPLY**

Model # SHM1206
 Swivel Spot Track Head



Dia. Ø22mm*H50.5mm

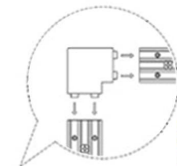
12V DC

2 watts

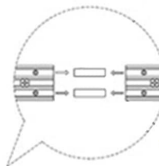
110 Lumens

3000K - WW
 4000K - CW

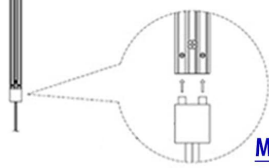
40° Adjustable Beam
 360° Swivel Head
 Color option
 Black / Silver



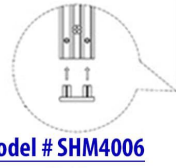
Model # SHM2006
 Corner Connector



Model # SHM3006
 ADD-ON Connector

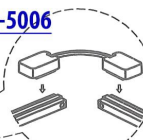


Model # SHM1006
 End Power Connector

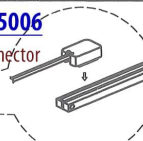


Model # SHM4006
 End Cap

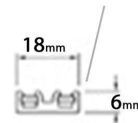
Model # SHM2-5006
 Track Linker



Model # SHM5006
 Center Power Connector



Track Model # SHM0006
 Track Dimensions



Model # SHM1506
 LED Linear Track Head



L183mm*H20mm*W26.5mm

12V DC

4 watts

260 Lumens

3000K - WW
 4000K - CW

45° Profile
 120° Beam
 Color option
 Black / Silver